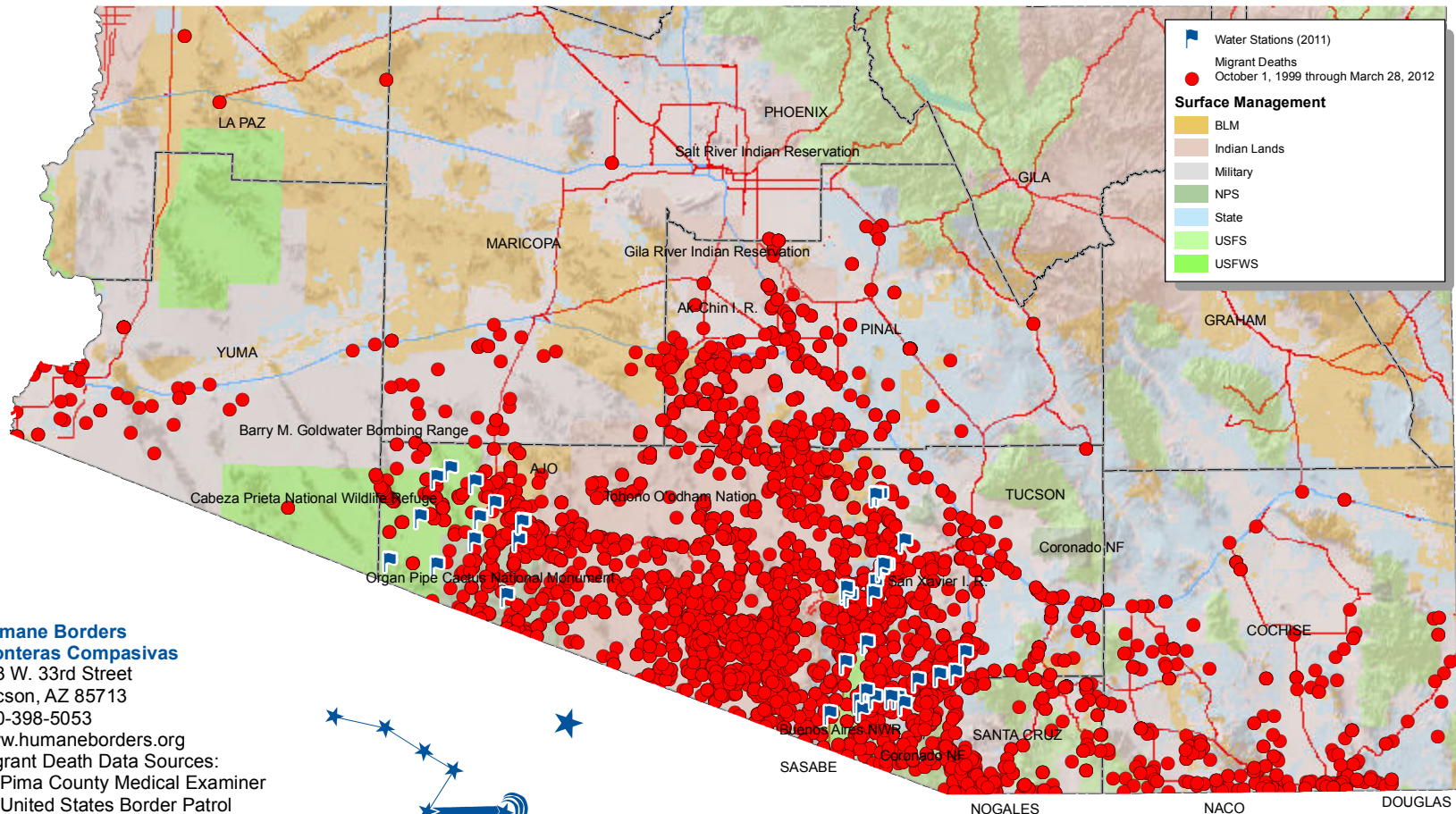


## 1999 - 2012 RECORDED MIGRANT DEATHS AND HUMANE BORDERS WATER STATIONS

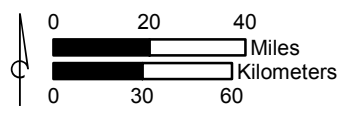



■ Water Stations (2011)  
● Migrant Deaths  
● October 1, 1999 through March 28, 2012

**Surface Management**

- BLM
- Indian Lands
- Military
- NPS
- State
- USFS
- USFWS

**Humane Borders**  
**Fronteras Compasivas**  
 243 W. 33rd Street  
 Tucson, AZ 85713  
 520-398-5053  
[www.humaneborders.org](http://www.humaneborders.org)  
 Migrant Death Data Sources:  
 Pima County Medical Examiner  
 United States Border Patrol  
 Cochise County Medical Examiner  
 Yuma County Sheriff



This maps shows a total of 2,269 deaths,  
 covering the period from October 1, 1999  
 through March 28, 2012.

Over the past 13 years, Humane Borders has  
 deployed equipment for over 80 water stations  
 at remote, strategic locations in Mexico and the USA.